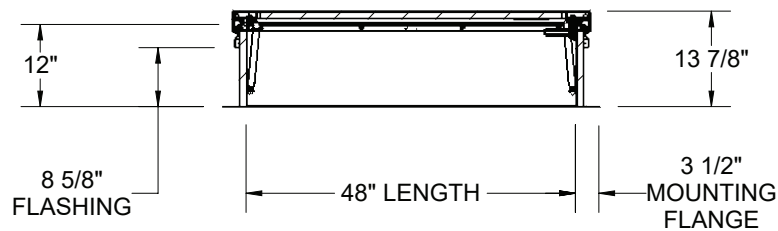
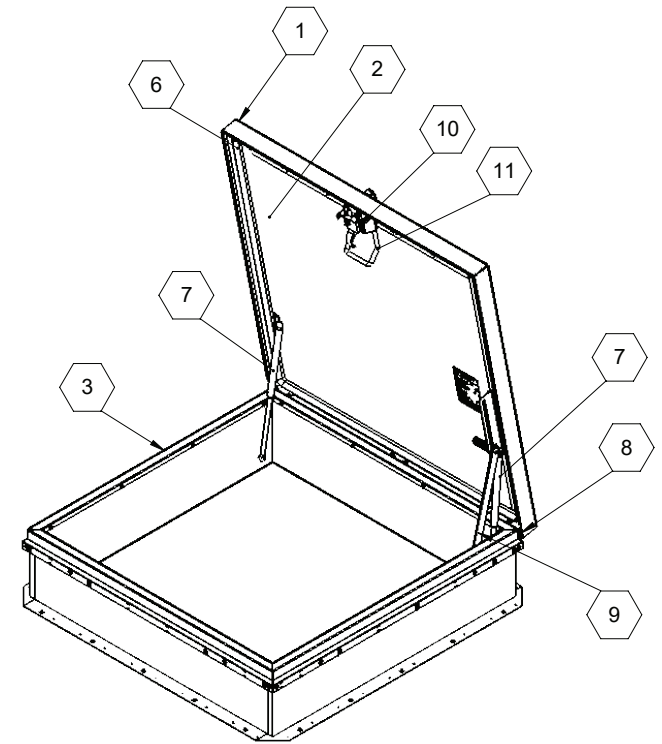


SECTION A-A



SECTION B-B



SPECIFICATIONS:

- ① **COVER:**
11 GA (.090) ALUM, STIFFENED TO WITHSTAND A LIVE LOAD OF 40PSF WITH A MAX DEFLECTION OF 1/150 OF THE SPAN.
- ② **LINER:** 18 GA (.040) ALUM
- ③ **CURB:** 11 GA (.090) ALUM, CURB COUNTERFLASH WITH EZ TABS.
- ④ **FINISH:** MILL
- ⑤ **INSULATION:** 1" POLYISO R-6 (5.6 LTTR) IN CURB,
1" POLYSTYRENE R-4 (3.8 LTTR) IN COVER.
- ⑥ **GASKET:**
EXTRUDED EPDM RUBBER ADHESIVE BACKED GASKET SEAL CONTINUOUS AROUND COVER.
- ⑦ **SPRING:**
GAS SPRING WITH DAMPER FOR SMOOTH, CONTROLLED, COUNTERBALANCED LIFT ASSISTANCE.
- ⑧ **HINGE:** PINTLE HINGE WITH STAINLESS STEEL HINGE PINS.
- ⑨ **HOLD OPEN ARM:**
ZINC PLATED STEEL AUTOMATIC HOLD OPEN ARM LOCKS COVER IN FULLY OPEN POSITION WITH RED GRIP HANDLE PULL RELEASE.

- ⑩ **LATCH:**
ZINC PLATED STEEL SLAM LATCH, HOLDS COVERS CLOSED AGAINST WIND UPLIFT, INTERIOR AND EXTERIOR HANDLES WITH PADLOCK HASPS.
- ⑪ **PULL HANDLE:**
INTERIOR PULL DOWN HANDLE, SAFETY YELLOW POWDER COAT.

NOTES:
 -WHEN INSTALLING ON A PITCHED ROOF UP TO 7:12, THE HINGE SIDE(LENGTH)MUST BE PARALLEL TO THE SLOPE.
 - WIDTH X LENGTH DIMENSIONS ARE MEASURED INSIDE CURB TO INSIDE CURB. THE WIDTH IS HINGE TO LATCH AND LENGTH IS HINGED SIDE.

ROOF HATCH SIZE: 48" (WIDTH) x 48" (LENGTH)

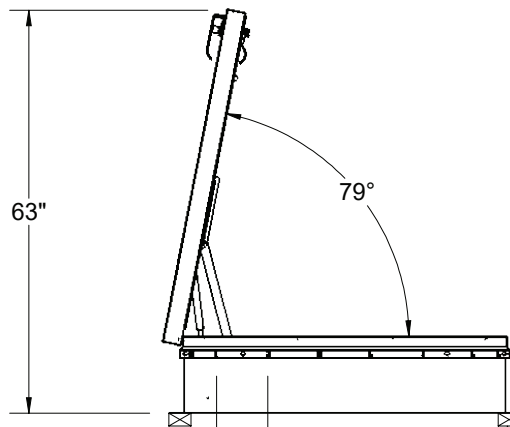
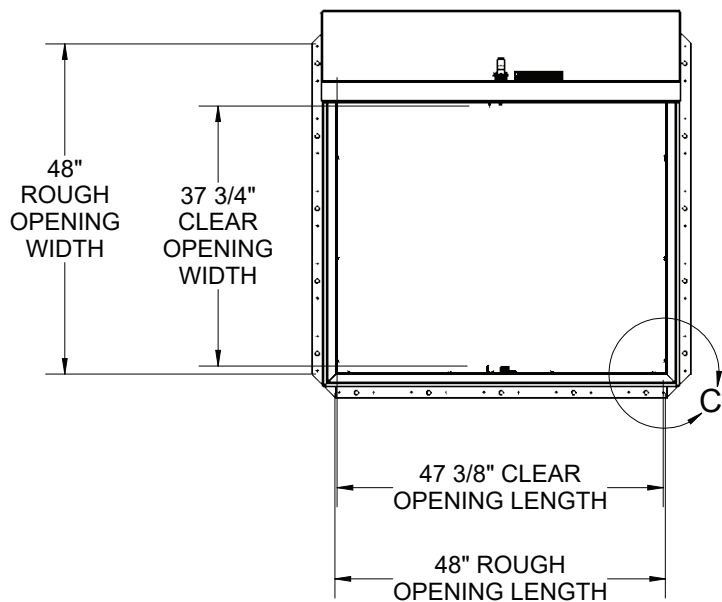
PROPRIETARY AND CONFIDENTIAL: THE INFORMATION CONTAINED IN THIS DRAWING IS THE SOLE PROPERTY OF TRI-BUILT®. ANY REPRODUCTION IN PART OR AS A WHOLE WITHOUT THE WRITTEN PERMISSION OF TRI-BUILT® IS PROHIBITED.



MIAMI DADE ACCEPTANCE NO: 21-1201.02
EXPIRATION DATE: 5/25/2027

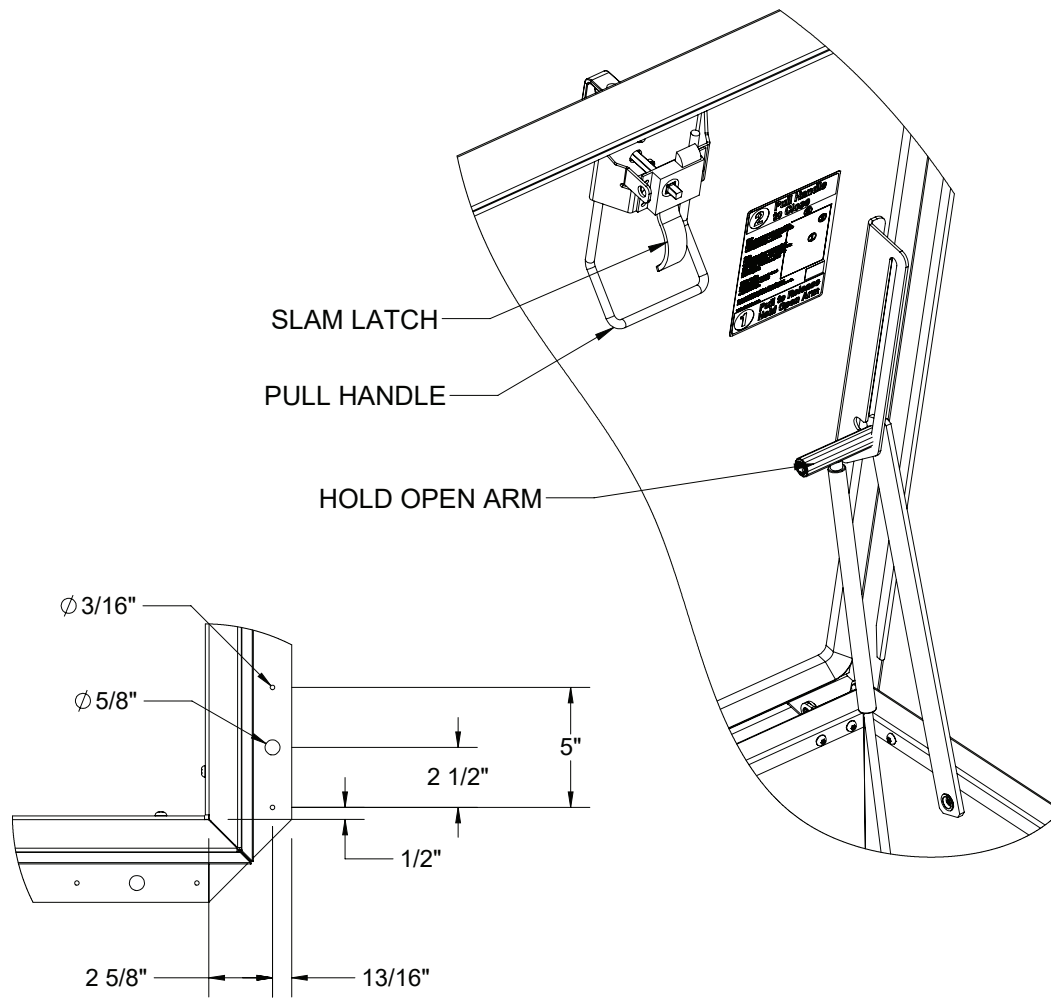
TEST CERTIFICATIONS:
 TAS201-94 IMPACT TEST - CLASS IV
 TAS202-94 UNIFORM STATIC AIR PRESSURE
 TAS203-94 CYCLE WIND PRESSURE LOAD

PROJECT:			
ARCHITECT:			
CONTRACTOR:			
QTY:			
PART#:		TBA4848	
		TITLE:	
		BRHUA48X48S1T Roof Hatch, Personnel, 48x48, S Dr, Zinc Hdw, Alum, Mill, Sngl Wall Curb	
NAME	DATE	SIZE	DWG. NO.
RAK	4/17/23	A	TRI-BUILT RH TBA4848 ShpDr
RELEASED			WEIGHT: 111.2 LBS
			SHEET 1 OF 2



EZ TAB TO SECURE MEMBRANE VARIES 5"-8"

WOOD, CONCRETE, OTHER MATERIAL FOR MOUNTING BY OTHERS (NIC)



		TITLE: BRHUA48X48S1T Roof Hatch, Personnel, 48x48, S Dr, Zinc Hdw, Alum, Mill, Sngl Wall Curb			
		NAME DRAWN RAK RELEASED	DATE 4/17/23	SIZE A	DWG. NO. TRI-BUILT RH TBA4848 ShpDr
		WEIGHT: 111.2 LBS		SHEET 2 OF 2	

PROPRIETARY AND CONFIDENTIAL: THE INFORMATION CONTAINED IN THIS DRAWING IS THE SOLE PROPERTY OF TRI-BUILT®. ANY REPRODUCTION IN PART OR AS A WHOLE WITHOUT THE WRITTEN PERMISSION OF TRI-BUILT® IS PROHIBITED.